

# LEADERBOARD (728px w, 90px, 40kb .swf or 40kb .jpg or .gif)

Frame 1

Plan the perfect break to Orkney  
We'll point you in the right direction



Frame 2

Neolithic History



Frame 3

Stunning Coastline



Frame 4

Download an Orkney Brochure  
Find out more here



Static

Plan the perfect break to Orkney  
We'll point you in the right direction



# LEADERBOARD (728px w, 90px h, 40kb .swf or 40kb .jpg or .gif)

Frame 1

10px height

10px width

Plan the perfect break to Orkney **1**  
We'll point you in the right direction **2**



Callanish Stones, Orkney **3**

Frame 2

Neolithic History



Callanish Stones, Orkney

Frame 3

Stunning Coastline



Skail Beach, Orkney

Frame 4

Download an Orkney Brochure  
Find out more here



Ring of Brodgar, Orkney

Static

Plan the perfect break to Orkney  
We'll point you in the right direction



Callanish Stones, Orkney

- 1 Title text:** To be set in Myriad Pro Regular at 30px, the colour of the font should be set to purple (#660066) on background of white (#ffffff). To be set no less than 10px from the banner edge including the grey outer stroke.
- 2 Sub-title text:** To be set in Myriad Pro Regular at 20px, the colour of the font should be set to purple (#660066) on background of white (#ffffff). To be set no less than 10px from the banner edge including the grey outer stroke.
- 3 Place name:** The place name should be set in Arial regular at 10px in either white (#ffffff) or black (#000000) depending on the photography used. This should be set 6px from the edge on its X and Y axis wherever it is aligned in the image.

**Logos:** Try and ensure wherever possible that optimised versions of the logos are used in the .fla used to create the .swf files. Use vector logos where appropriate. All margins on logos include the grey outer stroke and don't start from it.



**VisitScotland (logo):** 67px w, 20px h, with a left and right margin of no less than 5px and a top and bottom margin no less than 3px.



**Local destination/partner (logo):** 43px w, 22px h, with a left and right margin of no less than 5px and a top and bottom margin no less than 3px. Please stick as close to these dimensions as possible.



**ERDF (logo):** 57px w, 21px h, with a left and right margin of no less than 5px and a top and bottom margin no less than 3px.

1px stroke set on the inside in grey #ccc

# MPU (300px w, 250px h, 40kb .swf or 40kb .jpg or .gif)

Frame 1

Callanish Stones, Orkney

Neolithic History

**Plan the perfect break to Orkney**  
We'll point you in the right direction

EUROPE & SCOTLAND

Visit ORKNEY

Visit Scotland™

Frame 2

Skail Beach, Orkney

Stunning Coastline

Neolithic History

**Plan the perfect break to Orkney**  
We'll point you in the right direction

EUROPE & SCOTLAND

Visit ORKNEY

Visit Scotland™

Frame 3

Ring of Brodgar, Orkney

Northern Lights

Stunning Coastline

Neolithic History

**Plan the perfect break to Orkney**  
We'll point you in the right direction

EUROPE & SCOTLAND

Visit ORKNEY

Visit Scotland™

Frame 4

Ring of Brodgar, Orkney

Northern Lights

Stunning Coastline

Neolithic History

**Download an Orkney Brochure** >  
Find out more here

EUROPE & SCOTLAND

Visit ORKNEY

Visit Scotland™

Static

Callanish Stones, Orkney

Northern Lights

Stunning Coastline

Neolithic History

**Plan the perfect break to Orkney**  
We'll point you in the right direction

EUROPE & SCOTLAND

Visit ORKNEY

Visit Scotland™

# MPU (300px w, 250px h, 40kb .swf or 40kb .jpg or .gif)



**1** Call to action (Default): To be set in Myriad Pro Bold and Myriad Pro Regular at 18px. Bold always leads with the main CTA, regular is for the sub-title and explanation. The colour of the font and vector arrow should be set to purple (#660066) and background should be white (#ffffff).

**2** Call to action (Hover): As with the default state should be set in Myriad Pro Bold and Myriad Pro Regular at 18px. Bold always leads with the main CTA, regular is for the sub-title and explanation. The colours are reversed so vector arrow and text should be set in white (#ffffff) on purple (#660066).

**3** Place name: The place name should be set in Arial regular at 10px in either white (#ffffff) or black (#000000) depending on the photography used. This should be set 6px from the edge on its X and Y axis wherever it is aligned in the image.

**4** Sign text: Should be set in Helvetica Rounded Bold in white (#ffffff) at 14px. For revealed text the opacity should be set to 75%. It should be set 10px from the post.

Please note the signpost used online should be vertical and remain flat.

## Frame 3



Logos: Try and ensure wherever possible that optimised versions of the logos are used in the .fla used to create the .swf files. Use vector logos where appropriate. All margins on logos include the grey outer stroke and don't start from it.



VisitScotland (logo): 96px w, 27px h, with a left and right margin of no less than 10px and a top and bottom margin no less than 6px.



Local destination/partner (logo): 74px max w, 35px max h, with a left and right margin of no less than 10px and a top and bottom margin no less than 6px. Please stick as close to these dimensions as possible.



ERDF (logo): 69px w, 27px h, with a left and right margin of no less than 10px and a top and bottom margin no less than 5px.

# MPU (300px w, 250px h, 40kb .swf or 40kb .jpg or .gif)



Frame 3



CTA



**1** Call to action (Default): To be set in Myriad Pro Bold and Myriad Pro Regular at 18px. Bold always leads with the main CTA, regular is for the sub-title and explanation. The colour of the font and vector arrow should be set to purple (#660066) and background should be white (#ffffff).

**2** Call to action (Hover): As with the default state should be set in Myriad Pro Bold and Myriad Pro Regular at 18px. Bold always leads with the main CTA, Regular is for the sub-title and explanation. The colours are reversed so vector arrow and text should be set in white (#ffffff) on purple (#660066).

**3** Place name: The place name should be set in Arial regular at 10px in either white (#ffffff) or black (#000000) depending on the photography used. This should be set 6px from the edge on its X and Y axis wherever it is aligned in the image.

**4** Sign text: Should be set in Helvetica Bold Condensed in white (#ffffff) at 13px. For revealed text the opacity should be set to 75%. It should be set 15px from the right side of each sign.

Please note the signpost used online should be vertical and remain flat.

Logos: Try and ensure wherever possible that optimised versions of the logos are used in the .fla used to create the .swf files. Use vector logos where appropriate. All margins on logos include the grey outer stroke and don't start from it.



VisitScotland (logo): 96px w, 27px h, with a left and right margin of no less than 10px and a top and bottom margin no less than 6px.




Local destination/partner (logo): 74px max w, 35px max h, with a left and right margin of no less than 10px and a top and bottom margin no less than 6px. Please stick as close to these dimensions as possible.



ERDF (logo): 69px w, 27px h, with a left and right margin of no less than 10px and a top and bottom margin no less than 5px.

# SKYSCRAPER (120px w, 600px h, 40kb .swf or 40kb .jpg or .gif)

Frame 1




Plan the perfect break to Orkney


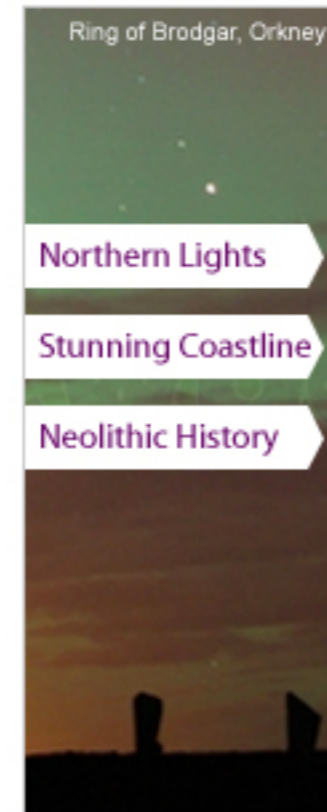
We'll point you in the right direction



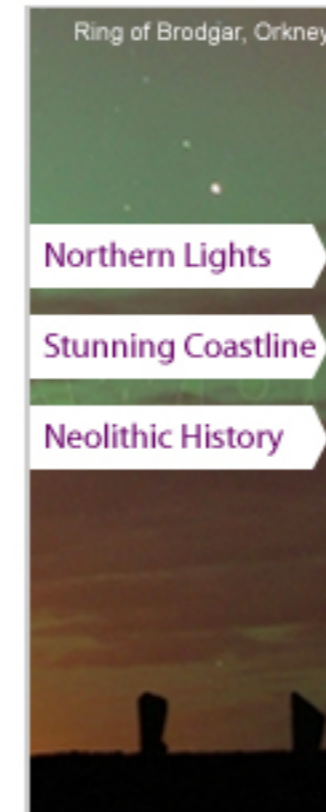
Frame 2



Frame 3



Frame 4

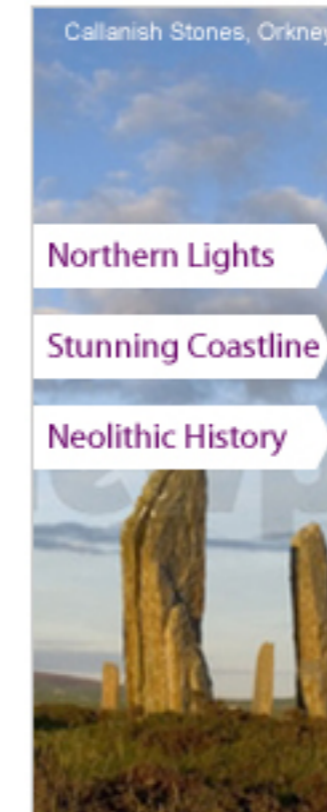


Download an Orkney Brochure

Find out more here



Static



Plan the perfect break to Orkney

We'll point you in the right direction



# SKYSCRAPER (120px w, 600px h, 40kb .swf or 40kb .jpg or .gif)


Frame 1




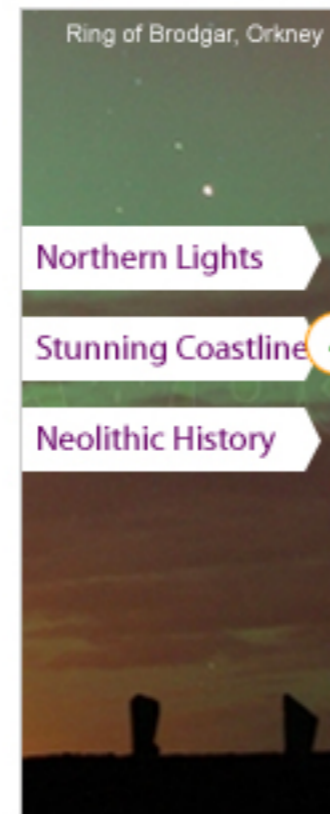
- 1 Plan the perfect break to Orkney
- 2 We'll point you in the right direction



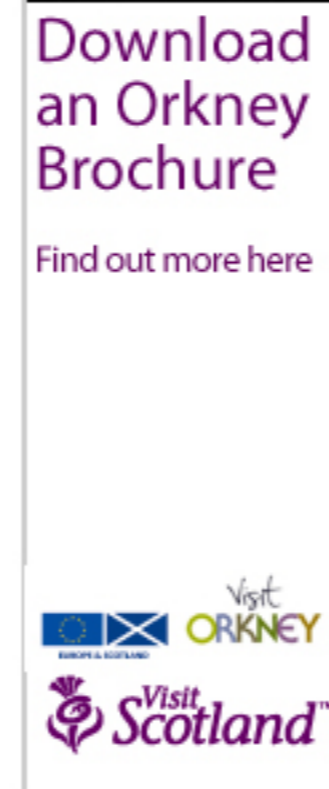
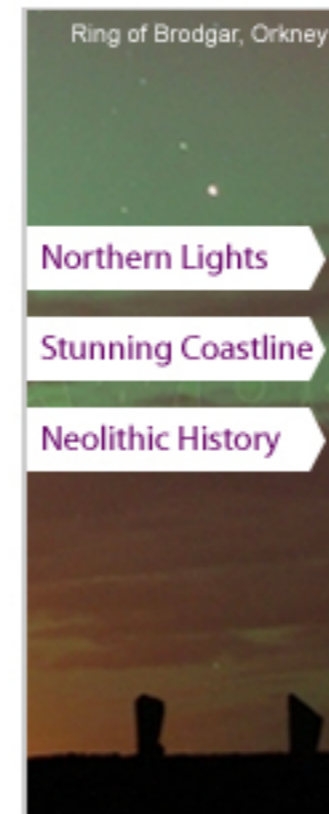
Frame 2



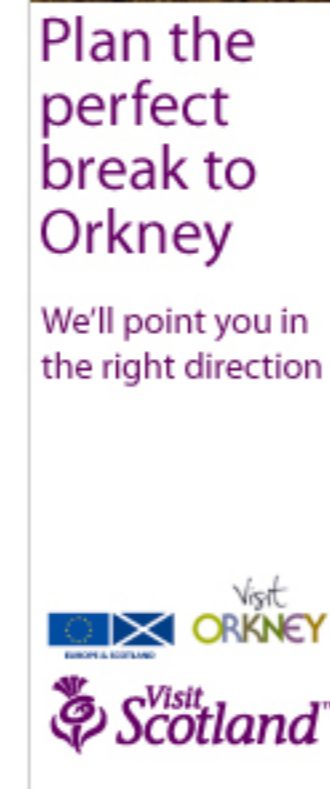
Frame 3



Frame 4



Static



- 1 **Title text:** To be set in Myriad Pro Regular at 24px, the colour should be set to purple (#660066) on background of white (#ffffff). To be set no less than 6px from the banner edge including the grey outer stroke.
- 2 **Sub-title text:** To be set in Myriad Pro Regular at 14px, the colour should be set to purple (#660066) on background of white (#ffffff). To be set no less than 6px from the banner edge including the grey outer stroke.
- 3 **Place name:** The place name should be set in Arial regular at 9px in either white (#ffffff) or black (#000000) depending on the photography used. This should be set 6px from the edge on its X and Y axis wherever it is aligned in the image.
- 4 **Sign text:** Should be set in Myriad Pro Regular in purple (#660066) at 14px. For revealed text the opacity should be set to 75%. It should be set 10px from the post.

**Logos:** Try and ensure wherever possible that optimised versions of the logos are used in the .fla used to create the .swf files use vector logos where appropriate. All margins on logos include the grey outer stroke and don't start from it.



**VisitScotland (logo):** 108px w, 30px h, with a left and right margin of no less than 5px and a top and bottom margin no less than 3px.



**Local destination/partner (logo):** 52px w, 28px h, with a left and right margin of no less than 5px and a top and bottom margin no less than 3px. Please stick as close to these dimensions as possible.



**ERDF (logo):** 48px w, 19px h, with a left and right margin of no less than 5px and a top and bottom margin no less than 3px.